



# TEST REPORT

According to ANSI/IES LM-80-15  
For

## Hongli Zhihui Group Co.,Ltd. Guangzhou Branch

Room 316, Building 2, No.1, Xianke Yi Road, Huadong Town, Huadu District, Guangzhou, China

**#Model: HL-C3535F15R3EA-ZW**

<b>Report Type:</b> 6000 Hours Test Report	<b>Product Type:</b> LED Package
<b>Reviewed By:</b> Pote Wang	<i>Pote Wang</i>
<b>Report Number:</b>	RSZ190428535-10-6000
<b>Test Date:</b>	2020-01-09 to 2020-10-20
<b>Report Date:</b>	2020-10-26
<b>Approved by:</b>	Blake Zhang / EE Engineer
<b>Test Facility:</b>	Test facility was located at No.69,Pulongcun ,Puxihu Industrial Area, Tangxia , Dongguan, Guangdong, China.
<b>Prepared By:</b>	Bay Area Compliance Laboratories Corp. (Dongguan). No.69,Pulongcun ,Puxihu Industrial Area, Tangxia , Dongguan, Guangdong, China. Tel: +86-0769-86858888 Fax:+86-0769-86858588
<b>Accreditation:</b>	The IAS Accreditation Number TL-460.

## TABLE OF CONTENTS

<b>1 - General Information</b> .....	<b>3</b>
1.1 Description of LED Light Sources .....	3
1.2 Standards and Reference Documentations .....	3
1.3 Testing Equipment .....	4
1.4 Drive Level .....	4
1.5 Ambient Conditions for Maintenance Test .....	4
1.6 Photometric Measurement Method and Uncertainty.....	4
1.7 Statement of Traceability .....	4
1.8 Sample Set.....	5
<b>2 - Summary of Test Result</b> .....	<b>6</b>
<b>3 - Test Data</b> .....	<b>7</b>
3.1 Data Set 1, 85°C, 700mA (400-700nm Photon Flux Maintenance) .....	7
3.2 Data Set 1, 85°C, 700mA (Forward Voltage).....	8
3.3 Data Set 1, 85°C, 700mA (Wavelength) .....	9
3.4 Data Set 2, 105°C, 700mA (400-700nm Photon Flux Maintenance) .....	10
3.5 Data Set 2, 105°C, 700mA (Forward Voltage).....	11
3.6 Data Set 2, 105°C, 700mA (Wavelength) .....	12
<b>4 - DUT Photo</b> .....	<b>13</b>
4.1 #Mechanical Dimensions.....	13
4.2 DUT Photo.....	13
<b>Directions</b> .....	<b>14</b>

## 1 - General Information

### 1.1 Description of LED Light Sources

#### Sample Size:

60 PCS test samples were in good condition and received on 2019-04-28. The samples were numbered from 1 to 30 and 31 to 60.

#Manufacturer:	Hongli Zhihui Group Co.,Ltd. Guangzhou Branch
#Part Number:	HL-C3535F15R3EA-ZW
#Part Type:	LED Package
#Drive Level:	DC 700mA
#Wavelength:	660nm
#Power:	1.75W
#Average Current Density per LED die:	529.3mA/mm <sup>2</sup>
#Average Power Density per LED die:	1.323 W/mm <sup>2</sup>
#CRI:	NA
#Die Spacing:	NA

#### Sampling Method:

LED samples for IESNA LM-80 testing consist of units built from a minimum of three manufacturing lots with each manufacturing lot built from different wafer lots built on non-consecutive days.

These manufacturing lots are picked to represent a wide parametric distribution.

#### #Family products covered by this report:

According to *ENERGY STAR® Requirements for the Use of LM-80 Data*, the following products can be covered by this report base on the information and declaration provided by manufacturer. The information of these models shows that the covered products meet all section 4 requirements of *ENERGY STAR® Requirements for the Use of LM-80 Data* (September 28, 2017)

This report covers the following models:

Test Model Number	Multiple Models	Details
HL-C3535F15R3EA-ZW	HL-C3535F**R*EA-ZW	<ol style="list-style-type: none"> <li>Different Model name for different market.</li> <li>"F(K)**" is a number from 1 to 99 which stand for the brightness level.</li> <li>**" is a number from 1 to 9 which stand for the power level.</li> </ol>
	HL-C3535K**R*EA-ZW	
	HL-C3535F**R*EA-ZW-LVR5	
	HL-C3535K**R*EA-ZW-LVR5	
	HL-C3535F**R*EA	
	HL-C3535K**R*EA	
	HL-C3535F**R*EA -LVR5	
	HL-C3535K**R*EA -LVR5	

### 1.2 Standards and Reference Documentations

- ANSI/IES LM-80-15: IES Approved Method for Measuring Lumen Maintenance of LED Light Sources.
- CIE 127:2007: Measurement of LEDs
- ANSI/ASABE S640 JUL2017 Quantities and Units of Electromagnetic Radiation for Plants (Photosynthetic Organisms) (This standard was not accredited by IAS)
- ANSI/ASABE S642 SEP2018: Recommended Methods for Measurement and Testing of LED Products for Plant Growth and Development (This standard was not accredited by IAS)

### 1.3 Testing Equipment

Device	Manufacture	Model No	Serial No	Calibration date	Calibration due date
0.5m integrating sphere	EVERFINE	AIS-2	G185304TA1381172	2019-10-22	2020-10-21
LED Test Source	EVERFINE	LTS-300	P185616CD1371113	2020-07-23	2021-07-22
High Accuracy Array Spectroradiometer	EVERFINE	HAAS-2000	P600674CM1381123	2019-10-22	2020-10-21
Standard Light Source	EVERFINE	D062	1011093	2019-11-19	2020-11-18
Multilayer aging machine	BACL	B2-270	20013	2020-03-11	2021-03-10
Program-controlled D.C. Stabilized Voltage Supply	Hanshenpuyuan	HSPY-200-01	N/A	2020-07-01	2021-06-30

### 1.4 Drive Level

Samples are driven with a constant direct current (DC) during maintenance test, photometric and electrical measurement. The current value was regulated to within  $\pm 3\%$  of the specified value of the manufacturer during maintenance test, and was within  $\pm 0.5\%$  during photometric and electrical measurement test.

### 1.5 Ambient Conditions for Maintenance Test

For lumen maintenance test, samples within one data set, were installed on cooling boards in thermal chambers with minimal ambient airflow. The case temperature and ambient temperature was monitored by thermocouples which one was soldered to the coldest DUTs' case (TMP<sub>LED</sub>) location, while the other is mounted at a distance of 5 mm above the TMP location.

During life testing, TMP<sub>LED</sub> of the coldest LEDs were maintained at a temperature that was greater than or equal to 2°C below the corresponding nominal case temperature. Surrounding air was maintained at a temperature that was greater than or equal to 5°C below the corresponding nominal case temperature. Thermocouples were shielded from direct DUT optical radiation and comply with ASTM E230 Table 1 "Special Limits".

Samples were connected to DC power supply in series circuits with a constant current. The forward current was regulated to within  $\pm 3\%$  of the specified value of the manufacturer.

The relative humidity within chamber was kept less than 65% during test.

For photometry measurement, the ambient temperature during test was set to 25°C  $\pm$  2°C, RH <65%.

### 1.6 Photometric Measurement Method and Uncertainty

Integrating sphere and spectroradiometer is used to measure spectral power distribution and photon flux. 2 $\pi$  measurement was used and sample was driven by DC power supply. The forward current was regulated to within  $\pm 0.5\%$  of the nominal value. The test system was calibrated by halogen reference lamp. The ambient temperature during test was set to 25°C  $\pm$  2°C, RH <65%. The temperature measurement point was located in the sphere and the temperature was detected by a temperature probe.

### 1.7 Statement of Traceability

Bay Area Compliance Laboratories Corp. (Dongguan) attested that all calibration has been performed using suitable standards traceable to National Primary Standards and International System of Units (SI).

## 1.8 Sample Set

### Data Set 1: 85°C, 700mA

Part Number: HL-C3535F15R3EA-ZW  
Number of Units: 30  
Case Temperature: >83°C  
Ambient Temperature: >80°C  
Life Test Drive Current: 700mA  
Measurement Current: 700mA

### Data Set 2: 105°C, 700mA

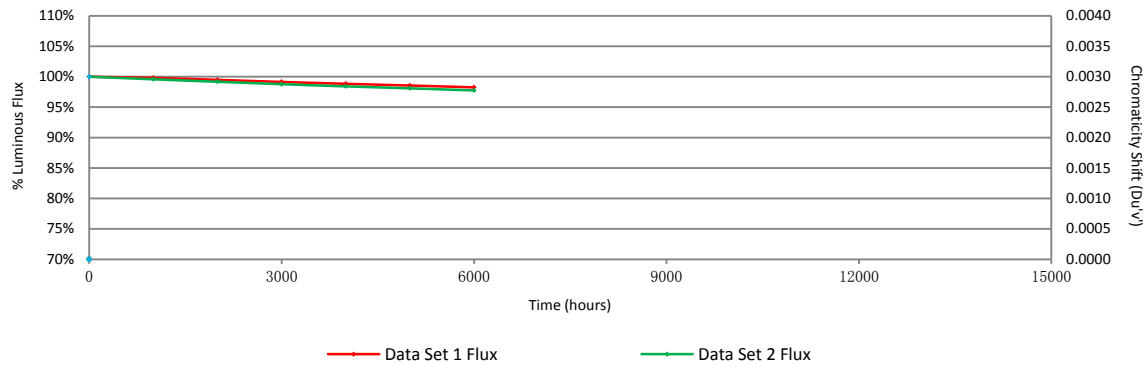
Part Number: HL-C3535F15R3EA-ZW  
Number of Units: 30  
Case Temperature: >103°C  
Ambient Temperature: >100°C  
Life Test Drive Current: 700mA  
Measurement Current: 700mA

## 2 - Summary of Test Result

Data Set:	Sample Size	Failures Observed:	Test Interval	Test Duration	$\alpha$	$\beta$	Reported TM-21 Q <sub>70</sub> Lifetime	Reported TM-21 Q <sub>90</sub> Lifetime
1	30	0	1000hrs	6000hrs	3.131E-06	1.001	>36000 hours	34000 hours
2	30	0	1000hrs	6000hrs	3.693E-06	0.999	>36000 hours	28000 hours

Average Photon Flux Maintenance, Photosynthetic 400-700nm (PF<sub>M</sub>) (Percentage of Initial)

Data Set:	1000hrs	2000hrs	3000hrs	4000hrs	5000hrs	6000hrs
1	99.80%	99.48%	99.14%	98.83%	98.55%	98.25%
2	99.57%	99.17%	98.77%	98.41%	98.09%	97.74%



### 3 - Test Data

#### 3.1 Data Set 1, 85°C, 700mA (400-700nm Photon Flux Maintenance)

No.	$\Phi_p$ ( $\mu\text{mol} \times \text{s}^{-1}$ )	400-700nm Photon Flux Maintenance (%)					
	0hr(Initial)	1000hrs	2000hrs	3000hrs	4000hrs	5000hrs	6000hrs
1	4.966	99.11	98.71	98.29	98.05	97.85	97.50
2	4.993	99.62	99.24	98.82	98.48	98.18	97.88
3	5.012	99.76	99.52	99.24	98.98	98.76	98.44
4	4.988	99.48	99.00	98.66	98.42	98.16	97.79
5	4.969	99.60	99.34	99.07	98.71	98.39	98.15
6	4.978	99.66	99.24	99.00	98.69	98.29	97.97
7	4.983	99.36	98.96	98.72	98.37	98.05	97.77
8	4.924	99.96	99.57	99.15	98.86	98.52	98.23
9	4.983	99.86	99.56	99.12	98.72	98.45	98.11
10	5.007	99.48	99.18	98.86	98.64	98.44	98.12
11	4.922	100.73	100.33	100.04	99.70	99.37	99.02
12	4.957	100.61	100.26	99.84	99.50	99.23	98.97
13	4.891	99.14	98.88	98.49	98.24	98.00	97.65
14	4.950	99.56	99.15	98.87	98.53	98.22	97.96
15	4.940	99.49	99.13	98.74	98.42	98.14	97.81
16	4.936	99.78	99.55	99.15	98.76	98.46	98.18
17	4.957	99.54	99.29	98.85	98.59	98.33	98.06
18	4.927	100.30	100.02	99.80	99.49	99.11	98.88
19	4.958	99.90	99.66	99.27	99.07	98.81	98.57
20	4.966	99.74	99.46	99.21	98.93	98.59	98.29
21	4.969	100.12	99.72	99.50	99.22	98.89	98.65
22	4.987	100.28	99.98	99.76	99.38	99.22	98.86
23	4.964	100.12	99.74	99.50	99.19	98.93	98.69
24	4.953	99.86	99.64	99.25	98.87	98.63	98.30
25	4.972	99.66	99.38	99.03	98.67	98.35	97.99
26	4.914	100.06	99.65	99.17	98.90	98.60	98.39
27	4.928	99.61	99.31	98.97	98.60	98.32	97.95
28	4.917	100.04	99.72	99.41	99.19	98.84	98.54
29	4.984	99.86	99.58	99.22	99.00	98.68	98.39
30	4.940	99.80	99.57	99.13	98.81	98.66	98.22
Avg.	4.958	99.80	99.48	99.14	98.83	98.55	98.25
Med.	4.961	99.77	99.54	99.14	98.78	98.49	98.20
st dev	0.029	0.37	0.38	0.40	0.39	0.38	0.40
Min.	4.891	99.11	98.71	98.29	98.05	97.85	97.50
Max.	5.012	100.73	100.33	100.04	99.70	99.37	99.02

**3.2 Data Set 1, 85°C, 700mA (Forward Voltage)**

No.	Forward Voltage (V)						
	0hr(Initial)	1000hrs	2000hrs	3000hrs	4000hrs	5000hrs	6000hrs
1	2.571	2.568	2.573	2.597	2.575	2.573	2.571
2	2.445	2.441	2.470	2.460	2.447	2.443	2.449
3	2.397	2.399	2.400	2.400	2.399	2.399	2.403
4	2.486	2.484	2.485	2.504	2.489	2.490	2.496
5	2.551	2.547	2.544	2.571	2.548	2.549	2.554
6	2.453	2.453	2.450	2.466	2.455	2.455	2.462
7	2.575	2.571	2.592	2.594	2.576	2.574	2.592
8	2.598	2.606	2.591	2.598	2.593	2.593	2.600
9	2.483	2.472	2.482	2.499	2.479	2.479	2.489
10	2.485	2.476	2.475	2.491	2.478	2.480	2.493
11	2.549	2.428	2.538	2.545	2.545	2.542	2.554
12	2.462	2.585	2.464	2.468	2.468	2.460	2.482
13	2.624	2.617	2.622	2.632	2.633	2.620	2.640
14	2.593	2.591	2.592	2.596	2.661	2.590	2.597
15	2.491	2.501	2.492	2.496	2.500	2.492	2.512
16	2.548	2.533	2.536	2.538	2.540	2.543	2.539
17	2.597	2.596	2.597	2.615	2.605	2.601	2.604
18	2.559	2.539	2.543	2.554	2.549	2.545	2.547
19	2.493	2.493	2.489	2.502	2.500	2.491	2.500
20	2.584	2.582	2.585	2.595	2.593	2.585	2.595
21	2.434	2.431	2.439	2.451	2.452	2.431	2.445
22	2.598	2.581	2.583	2.603	2.590	2.587	2.586
23	2.481	2.477	2.485	2.497	2.499	2.486	2.491
24	2.599	2.595	2.599	2.619	2.608	2.599	2.605
25	2.590	2.580	2.586	2.597	2.607	2.589	2.589
26	2.620	2.613	2.615	2.627	2.661	2.622	2.622
27	2.532	2.543	2.534	2.532	2.583	2.605	2.536
28	2.625	2.621	2.625	2.628	2.626	2.634	2.646
29	2.428	2.424	2.428	2.427	2.598	2.437	2.450
30	2.538	2.533	2.538	2.548	2.595	2.547	2.546
Avg.	2.533	2.529	2.532	2.542	2.548	2.535	2.540
Med.	2.549	2.541	2.538	2.547	2.562	2.546	2.547
st dev	0.066	0.067	0.064	0.066	0.069	0.067	0.064
Min.	2.397	2.399	2.400	2.400	2.399	2.399	2.403
Max.	2.625	2.621	2.625	2.632	2.661	2.634	2.646



**3.3 Data Set 1, 85°C, 700mA (Wavelength)**

No.	Wavelength (nm)						
	0hr(Initial)	1000hrs	2000hrs	3000hrs	4000hrs	5000hrs	6000hrs
1	659.8	660.2	660.4	660.3	660.0	660.2	660.3
2	660.5	660.5	660.5	660.4	660.4	660.6	660.6
3	660.3	660.3	660.5	660.2	660.3	660.3	660.3
4	660.2	660.6	660.6	660.4	660.3	660.2	660.3
5	659.8	660.3	660.5	660.3	660.2	660.0	660.0
6	660.5	660.7	660.6	660.7	660.8	660.6	660.5
7	660.0	660.3	660.3	660.3	660.2	660.2	660.0
8	660.3	660.5	660.5	660.4	660.3	660.3	660.4
9	660.3	660.3	660.3	660.5	660.4	660.3	660.5
10	660.3	660.6	660.3	660.6	660.5	660.5	660.3
11	660.2	660.5	660.3	660.5	660.3	660.3	660.2
12	660.3	660.5	660.5	660.7	660.3	660.5	660.5
13	660.3	660.5	660.3	660.5	660.3	660.5	660.3
14	660.2	660.3	660.2	660.3	659.8	660.2	660.3
15	660.3	660.5	660.0	660.3	659.8	660.3	660.3
16	660.3	660.4	660.3	660.4	660.2	660.5	660.3
17	659.6	660.2	659.6	659.8	659.5	659.6	659.8
18	659.6	660.3	660.5	660.3	660.0	660.3	660.0
19	660.3	660.3	660.0	660.3	660.2	660.2	660.3
20	660.2	660.5	660.3	660.3	660.3	660.2	660.3
21	660.5	660.6	660.6	660.5	660.7	660.5	660.3
22	660.0	660.5	660.7	660.7	660.3	660.5	660.3
23	660.3	660.5	660.4	660.7	660.2	660.6	660.3
24	659.6	660.3	660.2	660.2	659.8	659.8	659.6
25	660.0	660.3	660.3	660.3	660.3	660.3	660.3
26	660.3	660.6	660.4	660.7	660.5	660.5	660.5
27	660.3	660.4	660.3	660.5	660.0	660.3	660.5
28	659.6	660.0	659.9	660.0	659.5	660.0	659.6
29	660.7	660.6	661.0	661.0	660.5	660.7	660.7
30	660.3	660.5	660.3	660.4	660.2	660.3	660.4
Avg.	660.2	660.4	660.4	660.4	660.2	660.3	660.3
Med.	660.3	660.5	660.3	660.4	660.3	660.3	660.3
st dev	0.3	0.2	0.3	0.2	0.3	0.2	0.3
Min.	659.6	660.0	659.6	659.8	659.5	659.6	659.6
Max.	660.7	660.7	661.0	661.0	660.8	660.7	660.7

**3.4 Data Set 2, 105°C, 700mA (400-700nm Photon Flux Maintenance)**

No.	$\Phi_p (\mu\text{mol} \times \text{s}^{-1})$	400-700nm Photon Flux Maintenance (%)					
	Ohr(Initial)	1000hrs	2000hrs	3000hrs	4000hrs	5000hrs	6000hrs
31	4.915	99.61	99.31	98.94	98.60	98.37	98.03
32	4.907	100.26	99.76	99.41	99.18	98.82	98.49
33	4.962	99.72	99.27	98.93	98.67	98.39	98.13
34	4.989	99.72	99.26	98.88	98.58	98.30	98.00
35	4.976	99.84	99.48	99.00	98.63	98.27	97.91
36	4.922	99.35	98.96	98.54	98.17	97.83	97.42
37	4.972	100.06	99.72	99.38	98.93	98.59	98.13
38	4.991	99.72	99.30	98.82	98.48	98.04	97.70
39	4.971	99.78	99.48	99.07	98.67	98.45	98.11
40	4.973	99.66	99.16	98.81	98.41	98.11	97.73
41	4.932	100.20	99.84	99.33	99.03	98.60	98.22
42	4.974	99.40	99.06	98.57	98.29	97.85	97.45
43	5.009	99.64	99.18	98.84	98.44	98.10	97.86
44	4.903	99.94	99.49	99.14	98.82	98.45	98.00
45	4.971	99.72	99.26	98.75	98.41	98.07	97.79
46	4.942	99.51	99.07	98.66	98.26	98.04	97.65
47	4.994	99.70	99.40	99.06	98.68	98.32	97.86
48	4.989	99.68	99.44	99.00	98.60	98.34	98.00
49	4.932	99.47	99.11	98.70	98.22	97.93	97.55
50	4.939	99.51	99.07	98.70	98.34	97.87	97.51
51	4.945	99.17	98.79	98.44	98.14	97.86	97.57
52	5.009	99.44	99.00	98.48	98.10	97.68	97.38
53	4.914	99.33	99.00	98.56	98.21	97.86	97.48
51	4.991	99.00	98.54	98.10	97.68	97.32	97.01
55	4.987	99.20	98.62	98.18	97.85	97.61	97.39
56	4.986	99.28	98.92	98.62	98.36	98.03	97.69
57	5.002	99.08	98.74	98.34	97.88	97.64	97.36
58	4.978	99.50	99.02	98.61	98.21	97.91	97.53
59	4.921	99.37	99.07	98.70	98.39	97.97	97.56
60	4.934	99.37	98.95	98.46	98.18	97.97	97.61
Avg.	4.961	99.57	99.17	98.77	98.41	98.09	97.74
Med.	4.972	99.56	99.13	98.73	98.40	98.04	97.69
st dev	0.032	0.31	0.32	0.33	0.34	0.33	0.32
Min.	4.903	99.00	98.54	98.10	97.68	97.32	97.01
Max.	5.009	100.26	99.84	99.41	99.18	98.82	98.49

**3.5 Data Set 2, 105°C, 700mA (Forward Voltage)**

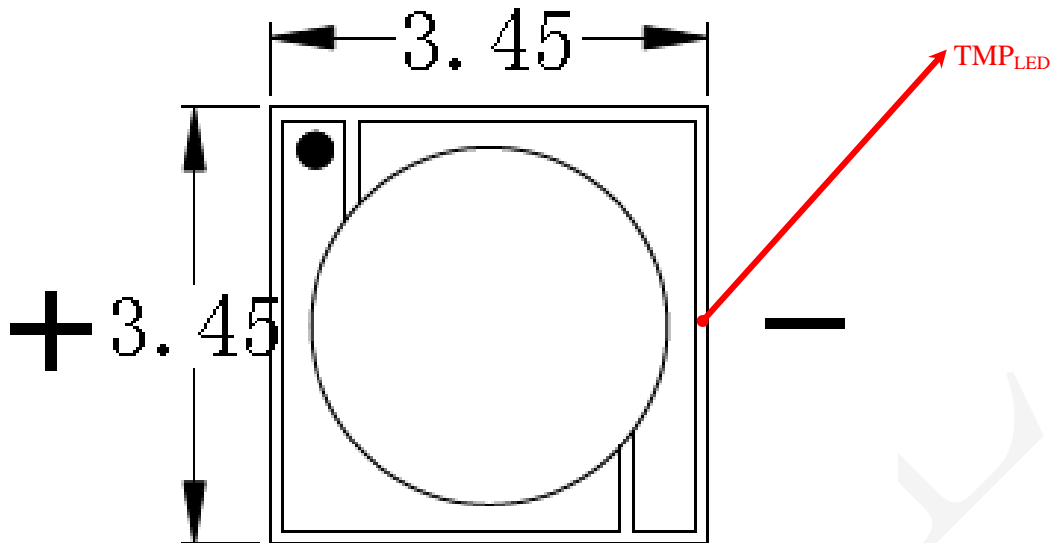
No.	Forward Voltage (V)						
	0hr(Initial)	1000hrs	2000hrs	3000hrs	4000hrs	5000hrs	6000hrs
31	2.575	2.583	2.577	2.600	2.608	2.579	2.601
32	2.571	2.576	2.571	2.580	2.598	2.569	2.584
33	2.493	2.494	2.495	2.502	2.517	2.522	2.530
34	2.427	2.443	2.431	2.438	2.440	2.426	2.473
35	2.449	2.464	2.451	2.460	2.464	2.449	2.492
36	2.560	2.563	2.565	2.571	2.570	2.559	2.576
37	2.464	2.445	2.447	2.460	2.451	2.444	2.468
38	2.444	2.428	2.433	2.455	2.446	2.430	2.443
39	2.564	2.558	2.557	2.572	2.567	2.556	2.571
40	2.431	2.420	2.421	2.430	2.426	2.423	2.427
41	2.582	2.570	2.577	2.582	2.577	2.571	2.602
42	2.583	2.560	2.565	2.575	2.574	2.580	2.609
43	2.497	2.485	2.488	2.525	2.495	2.491	2.522
44	2.547	2.535	2.539	2.544	2.546	2.539	2.556
45	2.596	2.593	2.591	2.594	2.603	2.591	2.615
46	2.562	2.572	2.566	2.593	2.569	2.561	2.588
47	2.461	2.465	2.467	2.497	2.474	2.462	2.475
48	2.425	2.426	2.426	2.456	2.439	2.429	2.443
49	2.587	2.575	2.573	2.600	2.580	2.579	2.590
50	2.556	2.559	2.554	2.578	2.560	2.554	2.571
51	2.527	2.531	2.527	2.544	2.535	2.524	2.558
52	2.451	2.456	2.448	2.461	2.461	2.446	2.470
53	2.552	2.552	2.547	2.528	2.521	2.514	2.546
51	2.435	2.431	2.425	2.438	2.445	2.450	2.447
55	2.520	2.516	2.513	2.571	2.576	2.550	2.559
56	2.442	2.438	2.439	2.459	2.455	2.445	2.532
57	2.517	2.512	2.508	2.519	2.525	2.514	2.535
58	2.461	2.456	2.456	2.474	2.477	2.471	2.481
59	2.512	2.510	2.511	2.524	2.538	2.513	2.544
60	2.516	2.512	2.516	2.523	2.537	2.523	2.544
Avg.	2.510	2.508	2.506	2.522	2.519	2.509	2.532
Med.	2.517	2.512	2.512	2.525	2.530	2.518	2.544
st dev	0.057	0.057	0.057	0.057	0.058	0.056	0.056
Min.	2.425	2.420	2.421	2.430	2.426	2.423	2.427
Max.	2.596	2.593	2.591	2.600	2.608	2.591	2.615

**3.6 Data Set 2, 105°C, 700mA (Wavelength)**

No.	Wavelength (nm)						
	0hr(Initial)	1000hrs	2000hrs	3000hrs	4000hrs	5000hrs	6000hrs
31	660.0	660.2	660.2	660.3	659.6	660.0	659.5
32	660.3	660.2	660.4	660.6	660.2	660.5	660.0
33	660.3	660.3	660.5	660.4	660.3	660.3	660.2
34	660.5	660.6	660.7	660.5	660.4	660.3	660.3
35	660.4	660.6	660.6	660.7	660.6	660.6	660.4
36	660.3	660.5	660.6	660.6	660.3	660.2	660.3
37	660.5	660.6	660.7	661.0	660.4	660.7	660.5
38	660.7	661.0	660.6	661.0	660.6	660.5	660.5
39	660.0	660.4	660.5	660.4	659.9	660.0	659.8
40	660.6	661.0	660.7	660.8	661.0	660.7	660.6
41	660.4	660.5	660.3	660.5	660.3	660.2	660.3
42	660.3	660.3	660.2	660.5	659.6	660.3	660.3
43	660.0	660.3	659.8	660.3	660.3	660.2	659.6
44	660.3	660.6	660.4	660.4	660.3	660.3	660.2
45	660.3	660.5	660.5	660.4	660.2	660.3	660.0
46	660.3	660.5	660.3	660.5	660.3	660.3	660.0
47	660.4	660.5	660.5	660.5	660.3	660.5	660.5
48	660.4	661.0	660.4	661.0	660.6	660.6	660.5
49	660.3	660.4	660.3	660.5	660.2	660.3	660.2
50	660.3	660.4	660.5	660.5	660.0	660.5	660.3
51	660.3	660.3	660.2	660.3	659.6	659.8	660.2
52	660.5	660.6	660.5	661.0	660.5	660.4	660.5
53	660.3	660.5	660.5	660.5	660.3	660.2	660.3
51	661.0	661.0	660.7	661.0	660.7	661.0	660.7
55	660.3	660.4	660.3	660.4	660.2	660.5	660.3
56	660.4	661.0	660.5	660.6	660.7	660.7	660.6
57	660.3	660.3	660.3	660.3	660.2	660.3	660.3
58	660.4	660.7	660.3	660.4	660.6	660.4	660.6
59	660.3	660.5	660.3	660.5	660.0	660.3	660.3
60	660.3	660.6	660.5	660.5	660.3	660.3	660.3
Avg.	660.4	660.5	660.4	660.6	660.3	660.4	660.3
Med.	660.3	660.5	660.5	660.5	660.3	660.3	660.3
st dev	0.2	0.2	0.2	0.2	0.3	0.2	0.3
Min.	660.0	660.2	659.8	660.3	659.6	659.8	659.5
Max.	661.0	661.0	660.7	661.0	661.0	661.0	660.7


#### 4 - DUT Photo

##### 4.1 #Mechanical Dimensions



All dimensions are in millimeter

##### 4.2 DUT Photo



## Directions

---

1. The information marked "superscript #" is provided by the applicant, the laboratory is not responsible for its authenticity and this information can affect the validity of the result in the test report.
2. Unless otherwise stated the results shown in this test report refer only to the sample(s) tested.
3. Otherwise required by the applicant or Product Regulations, Decision Rule in this report did not consider the uncertainty.
4. The extended uncertainty given in this report is obtained by combining the standard uncertainty times the coverage factor K with the 95% confidence interval.
5. This report cannot be reproduced except in full, without prior written approval of the Company.
6. This report is valid only with a valid digital signature. The digital signature may be available only under the Adobe software above version 7.0.

\*\*\*\*\*END OF REPORT\*\*\*\*\*